


Diversity

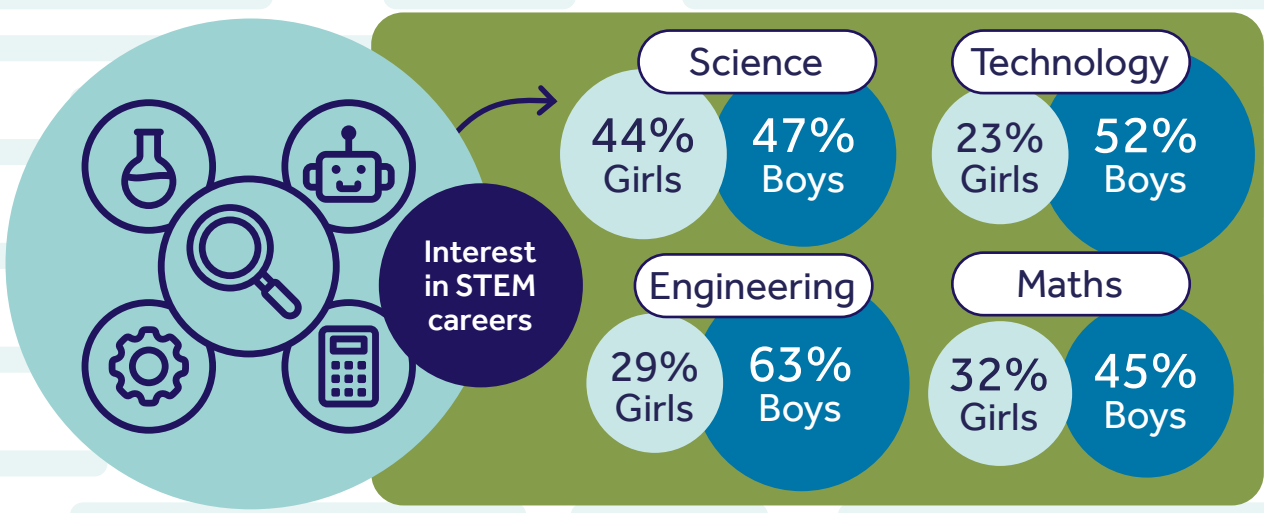
 **6.3** million people work in engineering and technology jobs in the UK

Only **17%** of the engineering and technology workforce are women, compared with 56% in other occupations

15% of the engineering and technology workforce are from a UK minority ethnic background, compared with 18% in other occupations

14% of the workforce in engineering and technology are disabled vs. 18% in other occupations

16% of engineering and tech apprenticeship starts are from UK minority ethnic students vs. 18% across all subjects



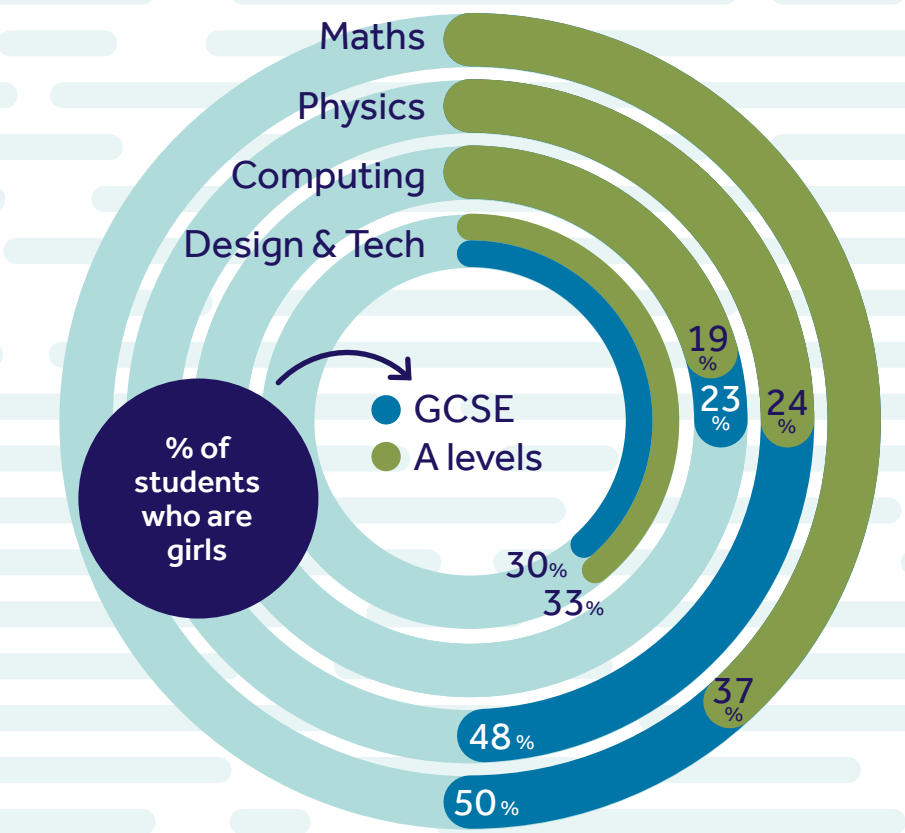
www.engineeringuk.com/references

36% of girls say science is not for them compared with 30% of boys

12% of girls say being an engineer fits well with who they are compared with 38% of boys

16% of girls think engineering is suitable for them compared with 44% boys

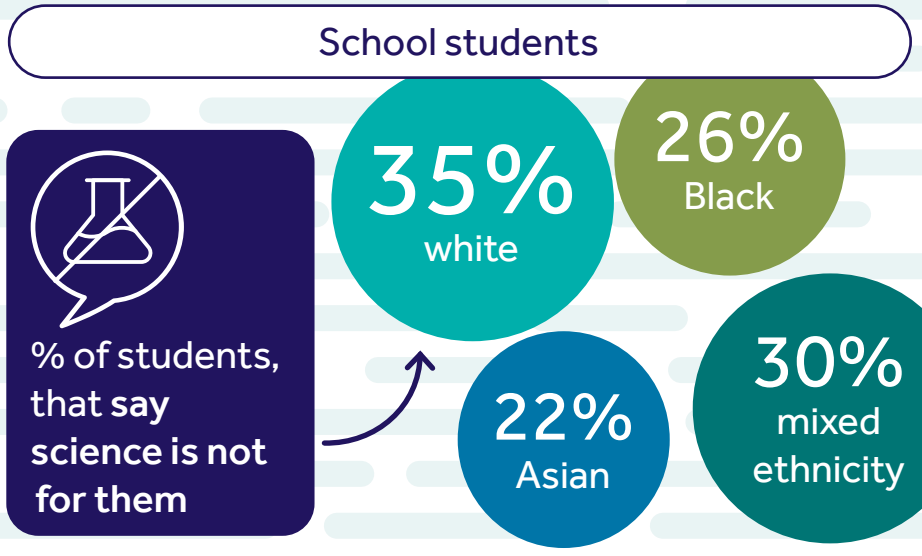
Interest in schools science for girls has declined since 2019 **↓ 75% to 65%** while boys have remained consistent



12% of T level students
20% of apprentices
20% of first year undergraduates

in engineering and technology are young women

The engineering and technology workforce is not representative of the wider working population. We need to attract more young people from all backgrounds, especially girls, to create the diverse workforce needed for engineering and technology to thrive.



SEND* students are equally interested in science at school compared to non-SEND students, but less interested in a science career (39% vs. 48%)

are equally interested in an engineering career (47%) and are more interested in a tech career (43% vs. 37%)

Students eligible for free school meals (FSM) less likely to think they are good at science (44% vs. 51% non-FSM)

SEND students are less likely to think they are good at science (40% vs. 51% non-SEND)

*Special educational needs and disabilities